

Dancing Stand



Dancing stand display. Colour grey or blue.

Material: Steel, acrylic.

	QTY	N.W (kg)	G.W (kg)	C.B.M.	Size(mm)
Packing	1	11	13	0.09	550x550x300

10.054 **350x350x1530mm**



Twister



Twister Tower. It's a cylindrical aluminium displaying device with crafty structure. In a vertical condition, it could be used as a displaying cabinet or a sales promotion counter.

Material: Aluminium.


	QTY	N.W (kg)	G.W (kg)	C.B.M.	Size(mm)
Packing	1	18.3	20.7	0.07	500x500x280

10.784 **Calera - Ø 400mm x 2040mm**



"Easy"

Top part



Easy Display. Rectangular shelves, white plastic shelves with clear uprights, all parts can be stacked. No tools required for assembly. Includes white carton for bottom part. Top part includes.

Material: Plastic.

	QTY	N.W (kg)	G.W (kg)	C.B.M.	Size(mm)
Packing	1	4	4.8	0.063	705x490x185

10.478 **305x405x1620mm**

Display Shelf



Display Shelf in white, red, blue or black. Rectangular shelves, transparent PVC uprights, all parts can be stacked. No tool required for assembly.

Material: Plastic.

	QTY	N.W (kg)	G.W (kg)	C.B.M.	Size(mm)
Packing	1	8	8.45	0.073	400x290x630

10.384

10.386

10.387

10.388 **617x400x1480mm**



Promo Ball



Display Promo Ball. For presentation small and large products. Diameter balls: ± 380mm.

Material: Steel, plastic.

	QTY	N.W (kg)	G.W (kg)	C.B.M.	Size(mm)
Packing	1	14	16	0.18	900x450x400

10.802 **Ø 400mm x 1800mm**

Table Display




Table Display. Easy and fast to assembly.

Material: Plastic.

	QTY	N.W (kg)	G.W (kg)	C.B.M.	Size(mm)
Packing	1	2.5	3.6	0.058	920x300x210

10.475 **285x190x900mm**

Wall Display




Simple Floor Display. Easy and fast to assembly.

Material: Plastic.

	QTY	N.W (kg)	G.W (kg)	C.B.M.	Size(mm)
Packing	1	3.6	4	0.09	1510x200x300

10.476 **290x190x1500mm**

Floor Display



Double Floor Display. Easy and fast to assembly.

Material: Plastic.


	QTY	N.W (kg)	G.W (kg)	C.B.M.	Size(mm)
Packing	1	7.35	8.2	0.27	1520x450x400

10.477 **385x420x1500mm**

1 Promotion Display Bristol/Coventry



Examples:





Exhibition display system. Easy and fast combination and assembly.

Material: Aluminium, plastic.

	QTY	N.W(kg)	G.W(kg)	C.B.M.	Size(mm)
Packing	1	36.8	41.9	0.18	1190x940x160

10.677  **Bristol - 500x500x780mm**

10.678  **Coventry - 500x500x780mm**



Chrome Display

Stand for display of products or storage space. Suitable for the home or office. A stand for many uses with a strong and simple structure, capable of holding up to 150 kg.

Material: Steel.



3 Shelf

	QTY	N.W (kg)	G.W (kg)	C.B.M.	Size(mm)
Packing	1	10.90	11.90	0.045	930x370x130

34.500 610x910x350mm

	QTY	N.W (kg)	G.W (kg)	C.B.M.	Size(mm)
Packing	1	13	14	0.045	930x370x130

34.501 910x910x350

	QTY	N.W (kg)	G.W (kg)	C.B.M.	Size(mm)
Packing	1	16.50	17.60	0.06	1250x370x120

34.502 1220x910x350

4 Shelf

	QTY	N.W (kg)	G.W (kg)	C.B.M.	Size(mm)
Packing	1	13.20	14.80	0.058	930x370x170

34.503 610x1600x350mm

	QTY	N.W (kg)	G.W (kg)	C.B.M.	Size(mm)
Packing	1	16	17.60	0.058	930x370x170

34.504 910x1600x350mm

	QTY	N.W (kg)	G.W (kg)	C.B.M.	Size(mm)
Packing	1	20.80	22.40	0.079	1250x370x170

34.505 1220x1600x350mm

	QTY	N.W (kg)	G.W (kg)	C.B.M.	Size(mm)
Packing	1	16	17.60	0.076	930x480x170

34.506 610x1600x460mm

	QTY	N.W (kg)	G.W (kg)	C.B.M.	Size(mm)
Packing	1	20.80	22.40	0.102	930x480x170

34.507 910x1600x460mm

	QTY	N.W (kg)	G.W (kg)	C.B.M.	Size(mm)
Packing	1	25.60	27.20	0.102	1250x480x170

34.508 1220x1600x460mm

5 Shelf

	QTY	N.W (kg)	G.W (kg)	C.B.M.	Size(mm)
Packing	1	21	22.60	0.094	930x480x210

34.509 610x2180x460mm

	QTY	N.W (kg)	G.W (kg)	C.B.M.	Size(mm)
Packing	1	27	28.60	0.094	930x480x210

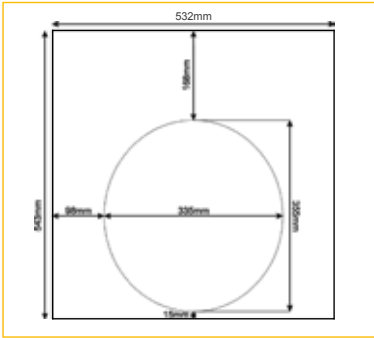
34.510 910x2180x460mm

	QTY	N.W (kg)	G.W (kg)	C.B.M.	Size(mm)
Packing	1	31	32.60	0.126	1250x480x210

34.511 1220x2180x460



Promo Shop

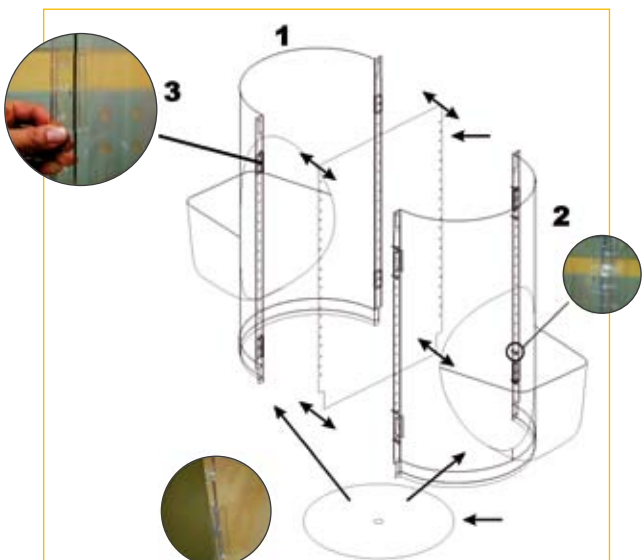


* Printing



Setup:

- Place the pieces that will hold the graphic in its place, just like in picture (3).
- Join together part 1 and 2 of the exhibitor.
- If you wish to have a separator to divide the exhibitor in two different compartments. Do it before join together part 1 and 2.
- Place the round piece (disk) on the bottom of the exhibitor.
- Once the last two steps have been performed, place the screws through the holes.
- Place the graphic on its place.
- Place the exhibitor on-top of each other.
- Tighten the screws with the nuts.

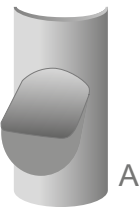


Promo Shop


Exhibitor made of injected plastic, for the display and introduction of products. Fast and easy to assemble. The plastic screws and assembling pieces for the billboard can be interchange with all display units, depending on the model.

Material: Plastic.


	QTY	N.W (kg)
Packing	1	1.1



	QTY	N.W (kg)
Packing	1	1

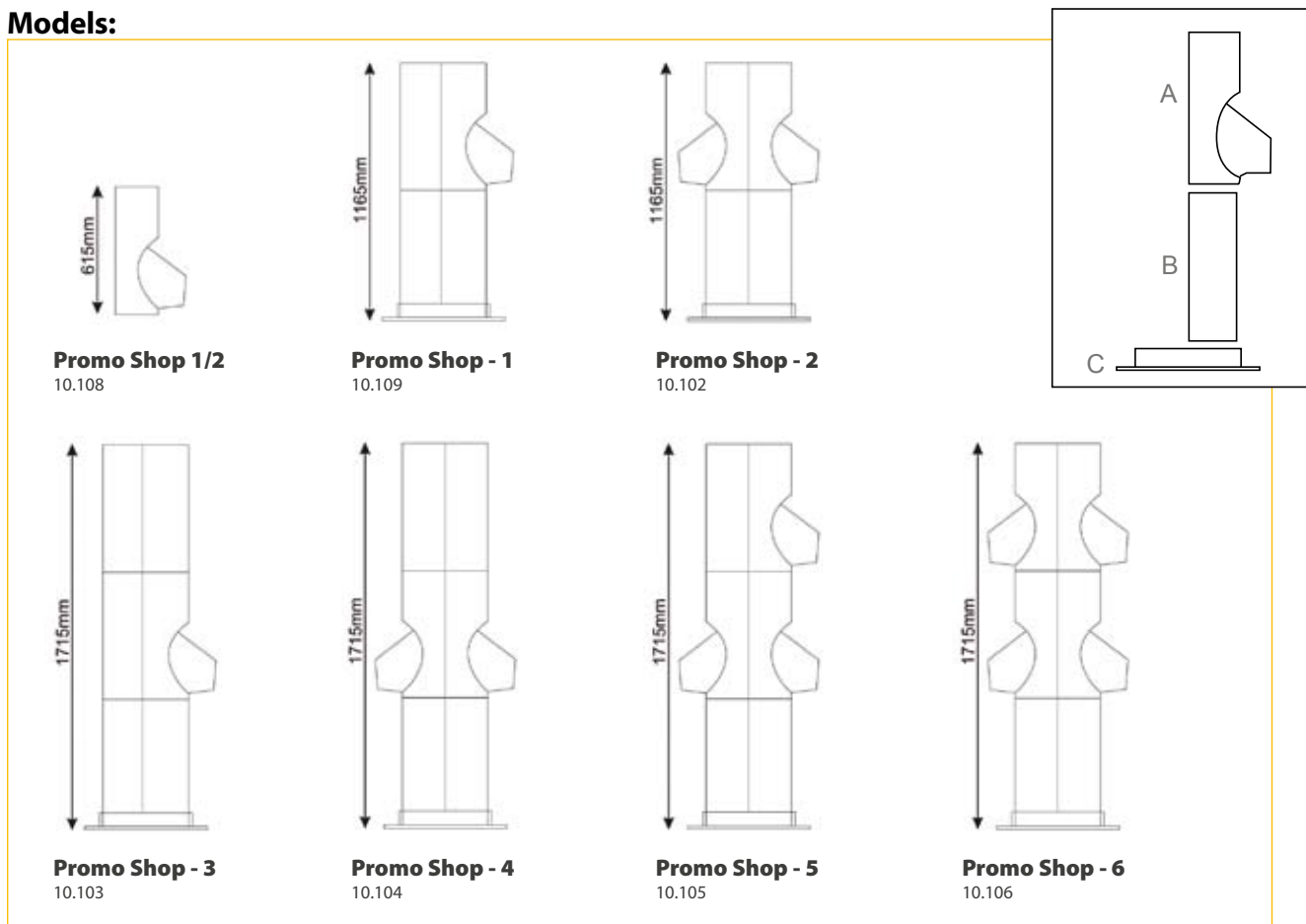


	QTY	N.W (kg)
Packing	1	0.5



10.108	Promo Shop 1/2	
10.109	Promo Shop - 1	
10.102	Promo Shop - 2	
10.103	Promo Shop - 3	
10.104	Promo Shop - 4	
10.105	Promo Shop - 5	
10.106	Promo Shop - 6	

Models:



The technical diagrams show the following heights for each model:

- Promo Shop 1/2 (10.108): 615mm
- Promo Shop - 1 (10.109): 1165mm
- Promo Shop - 2 (10.102): 1165mm
- Promo Shop - 3 (10.103): 1715mm
- Promo Shop - 4 (10.104): 1715mm
- Promo Shop - 5 (10.105): 1715mm
- Promo Shop - 6 (10.106): 1715mm

The assembly diagram on the right shows the components labeled A, B, and C being assembled into a vertical structure.

POLE SYSTEM

1

Samples

1

Ref: 10.839=1 Uni.
Ref: 10.841=2 Uni.
Ref: 10.842=2 Uni.

10.839



10.841



10.842



1



2



2

Ref: 10.839=1 Uni.
Ref: 10.841=4 Uni.
Ref: 10.842=4 Uni.

3

Ref: 10.839=1 Uni.
Ref: 10.841=2 Uni.
Ref: 10.842=2 Uni.
Ref: 10.843=1 Uni.

10.839



10.841



10.843



10.842



3



4



4

Ref: 10.839=1 Uni.
Ref: 10.841=1 Uni.
Ref: 10.843=1 Uni.
Ref: 10.845=1 Uni.
Ref: 10.846=1 Uni.
Ref: 10.847=1 Uni.

5

Ref: 10.839=2 Uni.
Ref: 10.841=4 Uni.
Ref: 10.842=2 Uni.
Ref: 10.848=4 Uni.
Ref: 10.850=1 Uni.
Ref: 10.853=1 Uni.
Ref: 10.856=2 Uni.

10.839



10.849, 10.850, 10.851



10.841



10.852, 10.853, 10.854



10.842



10.856



5



10.848

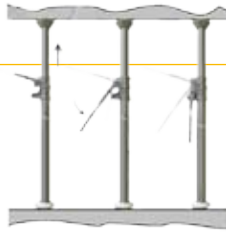


Pole system

Exhibition system ideal for P.O.S. Easy and fast to assemble.

Material: Steel.

Extendible Pole



10.839 2100-3700mm

10.840 3100-5600mm

Display Shelf Connecting Rod.



10.849 1500mm

10.850 1200mm

10.851 900mm

Roll for Billposter



10.855 300mm

Poster Spring Clamp



10.842

Shelf Supporting Clamp



10.848 Ø 45mm

Post Clamp



10.841 Ø 45mm

Display Shelf Plate



10.852 1500x380mm

10.853 1200x380mm

10.854 900x380mm

Supporting Base for Tripod



10.845 900x900mm

10.846 700x700mm

10.847 500x500mm

Mini Shelf



10.856 290x300

Tripod



10.843

Trade Mark Frame



10.844 450x330mm